

Scaled data based on original data using  
LM-79-08 Approved Method: Electrical and Photometric Measurements of Solid-  
State Lighting Products

Test Report Prepared for  
Cooper Lighting Solutions  
(formerly Eaton)

Brand: McGRAW-EDISON

Report Number: P268989

Luminaire Tested: **GLEON-AF-01-LED-E1-SL2-7027-800-HSS**

Issue Date: 3/3/2020

**Test Information**

Test Method: LM-79-08  
Report Number: P268989  
TEST IS SCALED FROM IESNA LM-79-08 TEST DATA (P24287)  
Test Lab: INNOVATION CENTER P2  
Issue Date: 3/3/2020  
Manufacturer: COOPER LIGHTING SOLUTIONS (FORMERLY EATON)  
Product Line: MCGRAW-EDISON  
Catalog Number: GLEON-AF-01-LED-E1-SL2-7027-800-HSS  
Description: GALLEON AREA AND ROADWAY LUMINAIRE  
(1) 70 CRI, 2700K, 800mA LIGHTSQUARE WITH 16 LEDS EACH AND TYPE II SPILL  
LIGHT ELIMINATOR OPTICS WITH HOUSE SIDE SHIELD  
Light Source: -  
Ballast/Driver: ELECTRONIC DRIVER

**Summary**

Lumens per Lamp: N/A  
Luminaire Lumens: 3623.6 lumens  
Efficiency: N/A  
Efficacy: 82.4 lumens/watt  
Luminous Opening: Rectangular (W 0.5' x L: 0.5' x H: 0')  
IES Classification: Type II - Short - Semi-Cutoff  
BUG Rating: B1 - U0 - G1

Input Watts (W): 44  
Input Voltage (V): NR  
Input Current (Ain): NR  
Voltage Rise (V): NR  
Power Factor: NR  
Total Harmonic Distortion (THDi): NR  
Frequency (hertz): 60  
Stabilization Time: NR  
Operation Time: NR  
Ambient Temperature (°C): NR  
Test Distance: 25 FT

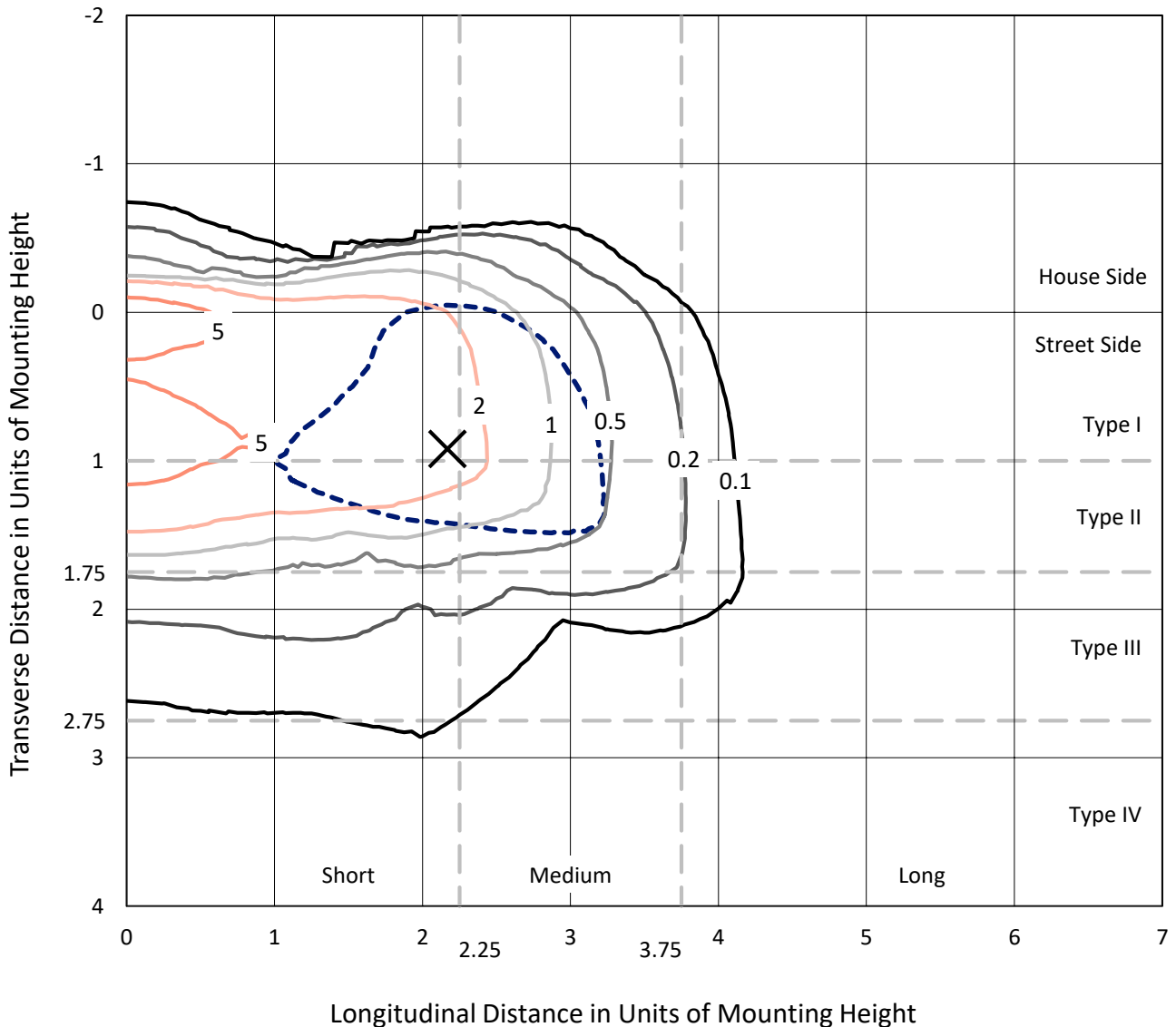


REPORT NUMBER: P268989

CATALOG NUMBER: GLEON-AF-01-LED-E1-SL2-7027-800-HSS

### Iso-Footcandle Lines of Horizontal Illumination

✕ Max cd  
 - - - 1/2 Max cd

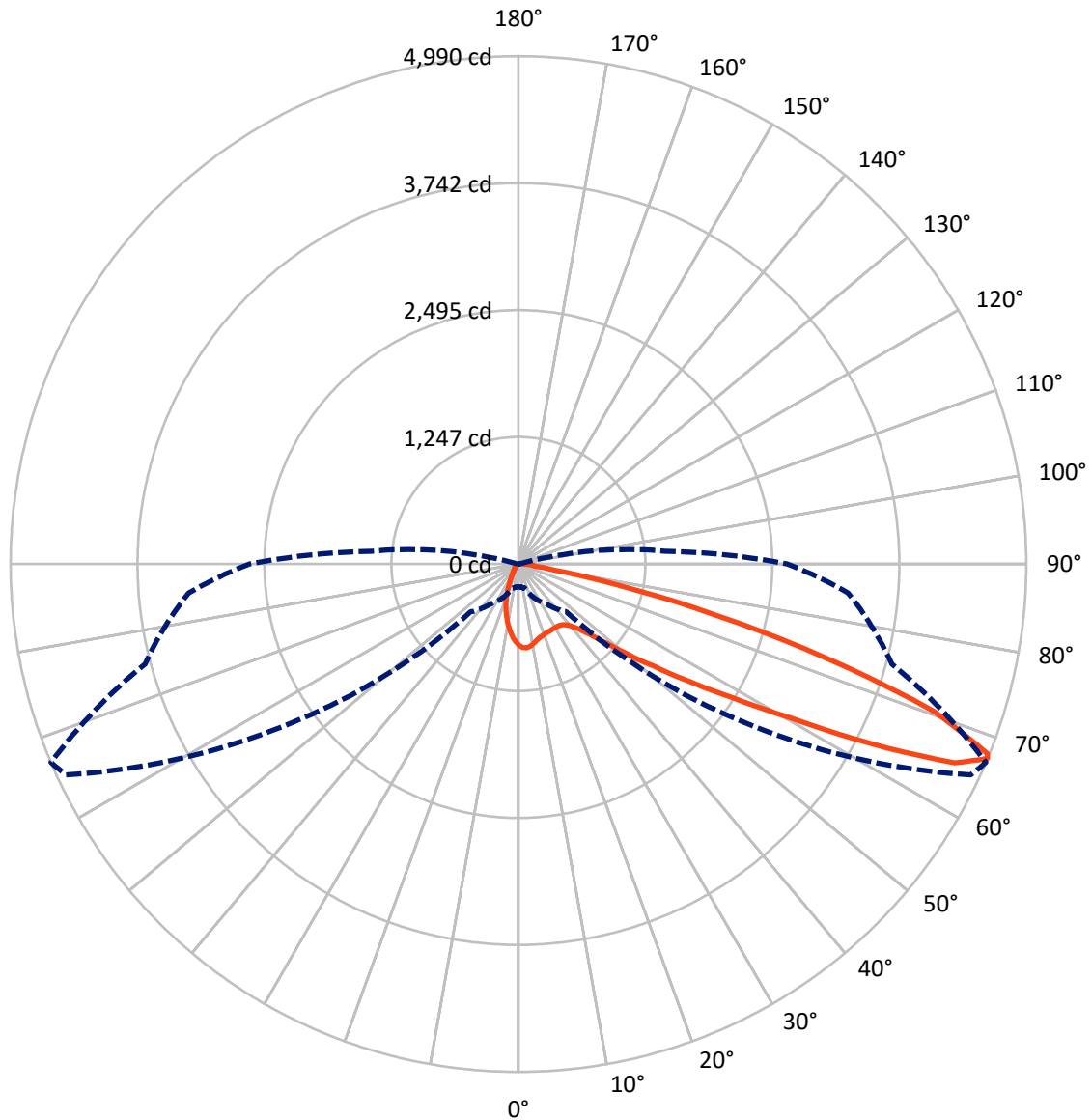


Based on 10 foot mounting height. Maximum calculated value = 8 fc  
 Type II - Short - Semi-Cutoff

REPORT NUMBER: P268989

CATALOG NUMBER: GLEON-AF-01-LED-E1-SL2-7027-800-HSS

### Luminous Intensity Polar Plot



— Vertical Plane Through 67-Deg Lateral    - - - Horizontal Cone Through 67-Deg Vertical

REPORT NUMBER: P268989

CATALOG NUMBER: GLEON-AF-01-LED-E1-SL2-7027-800-HSS

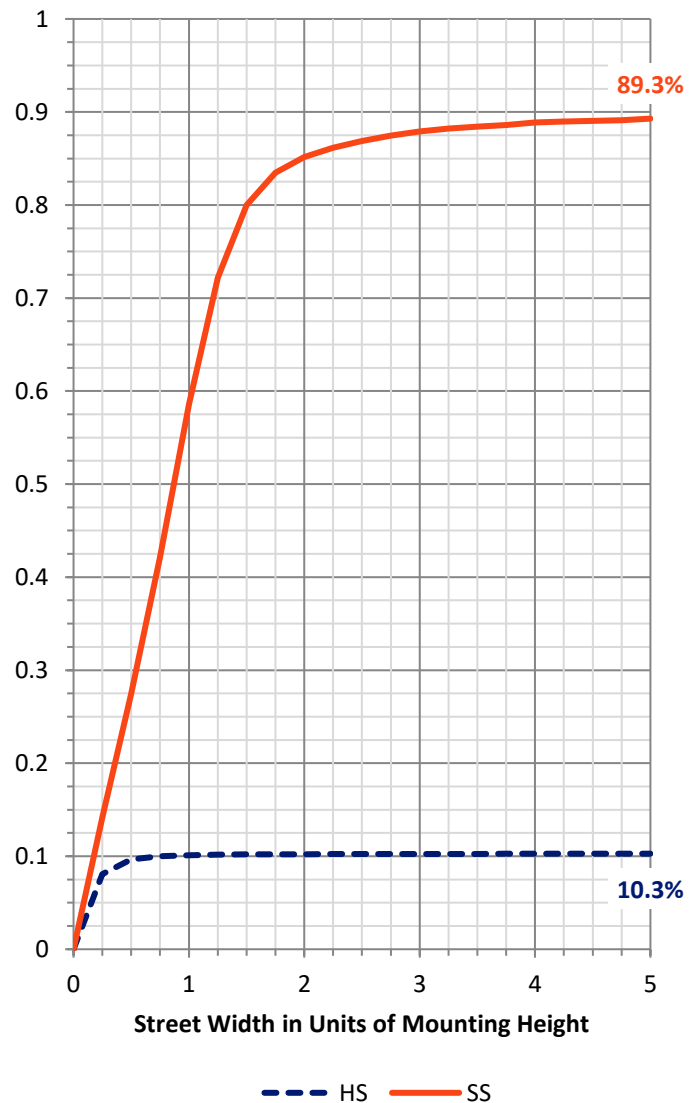
**FLUX DISTRIBUTION:**

		Downward	Upward	Total
<b>House Side</b>	Lumens	376.2	0.0	376.2
	% Fixture	10.4	0.0	10.4
<b>Street Side</b>	Lumens	3247.4	0.0	3247.4
	% Fixture	89.6	0.0	89.6
<b>Total</b>	Lumens	3623.6	0.0	3623.6
	% Fixture	100.0	0.0	100.0

**ZONAL LUMENS:**

Zone	Lumens	% Fixture
0°-10°	65.0	1.8
10°-20°	138.4	3.8
20°-30°	201.2	5.6
30°-40°	313.9	8.7
40°-50°	556.1	15.3
50°-60°	879.9	24.3
60°-70°	1007.8	27.8
70°-80°	418.0	11.5
80°-90°	43.2	1.2
90°-100°	0.0	0.0
100°-110°	0.0	0.0
110°-120°	0.0	0.0
120°-130°	0.0	0.0
130°-140°	0.0	0.0
140°-150°	0.0	0.0
150°-160°	0.0	0.0
160°-170°	0.0	0.0
170°-180°	0.0	0.0
0°-90°	3623.6	100.0
0°-180°	3623.6	100.0

**Coefficient of Utilization**



REPORT NUMBER: P268989

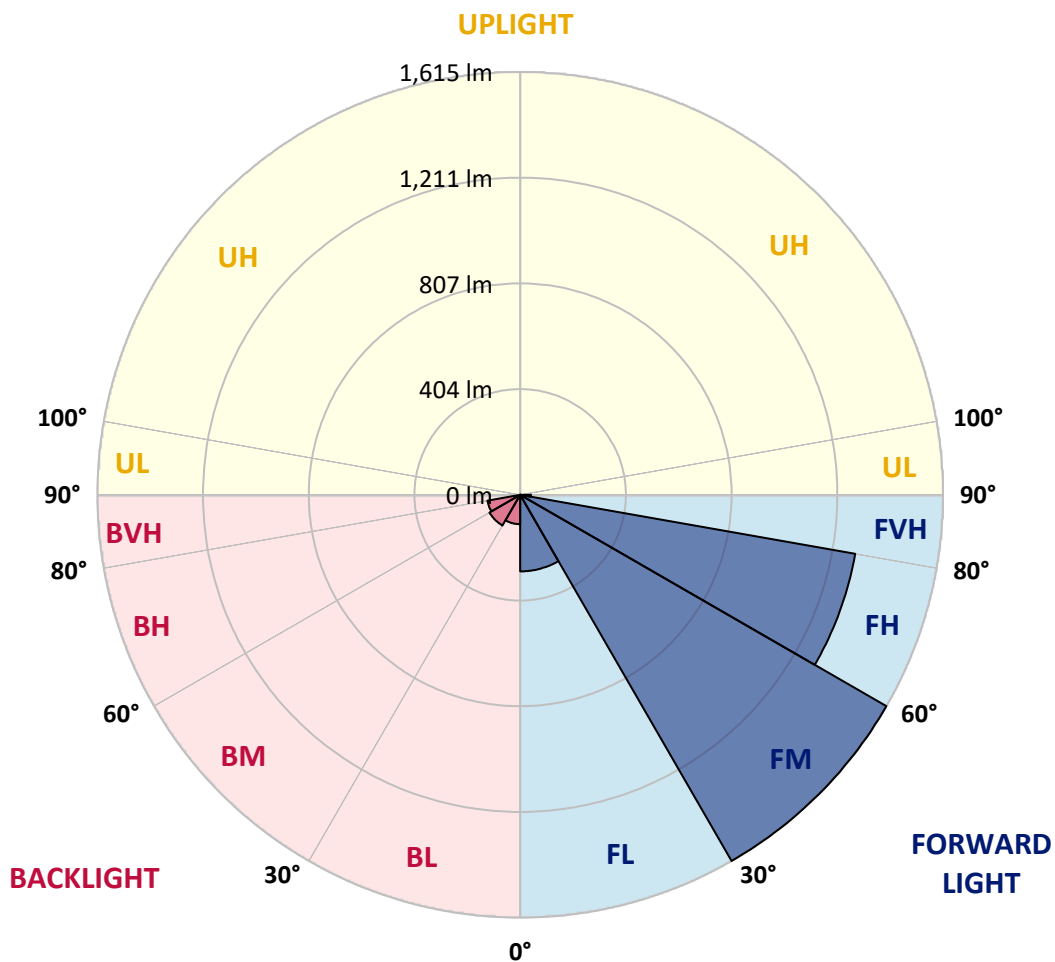
CATALOG NUMBER: GLEON-AF-01-LED-E1-SL2-7027-800-HSS

**LUMINAIRE CLASSIFICATION SYSTEM LUMEN TABLE AND BUG RATING:**

Zone	Lumens	% Fixture	Zone Rating/Lumen Limit		
			B	U	G
FL (0°-30°)	292.4	8.1			
FM (30°-60°)	1614.7	44.6			
FH (60°-80°)	1299.1	35.9			G1/1800
FVH (80°-90°)	41.2	1.1			G1/100
BL (0°-30°)	112.3	3.1	B1/500		
BM (30°-60°)	135.2	3.7	B0/220		
BH (60°-80°)	126.8	3.5	B1/500		G1/500
BVH (80°-90°)	1.9	0.1			G0/10
UL (90°-100°)	0.0	0.0		U0/0	
UH (100°-180°)	0.0	0.0		U0/0	

**BUG Rating: B1-U0-G1**

Type II Short





REPORT NUMBER: P268989

CATALOG NUMBER: GLEON-AF-01-LED-E1-SL2-7027-800-HSS

**CANDELA DISTRIBUTION (FULL):**

	0°	5°	15°	25°	35°	45°	55°	65°	67°	75°	85°
0°	799.1	799.1	799.1	799.1	799.1	799.1	799.1	799.1	799.1	799.1	799.1
2.5°	826.3	827.9	827.7	829.0	831.9	832.1	829.1	823.4	822.2	814.9	801.8
5°	761.9	766.9	769.8	781.9	795.3	811.6	823.8	828.2	827.7	822.4	802.9
7.5°	688.6	693.4	696.8	711.0	729.0	756.9	788.8	815.0	817.3	823.0	802.0
10°	639.9	640.6	645.3	658.7	677.6	706.2	744.2	790.1	797.1	817.9	800.0
12.5°	599.6	600.2	606.4	621.0	641.0	669.7	709.8	762.8	773.6	811.6	799.6
15°	571.1	573.4	578.9	594.0	615.5	644.1	685.0	742.7	755.7	809.4	803.4
17.5°	561.6	564.1	565.8	576.8	596.3	624.1	666.3	729.7	744.2	810.6	810.8
20°	571.5	573.4	569.6	572.4	584.3	609.3	650.4	718.5	735.7	812.1	820.3
22.5°	608.5	609.3	599.0	587.0	584.8	598.6	637.8	709.5	728.2	816.1	831.6
25°	671.9	670.5	653.4	627.6	603.0	596.7	630.5	704.0	724.4	820.3	843.1
27.5°	748.4	750.5	727.3	689.4	642.7	609.3	629.4	701.7	722.6	823.2	853.3
30°	841.4	844.3	817.7	770.1	703.3	640.6	639.1	701.2	721.6	821.3	854.1
32.5°	936.4	939.8	919.0	870.0	784.0	693.0	661.2	706.0	723.7	814.9	849.3
35°	1035.7	1040.7	1026.8	984.7	893.5	768.7	699.8	720.1	733.6	814.1	844.3
37.5°	1172.8	1177.5	1151.3	1106.7	1026.0	870.2	761.9	746.8	757.1	824.3	845.7
40°	1377.6	1377.0	1309.4	1241.1	1171.6	999.0	849.3	794.9	800.2	854.9	861.2
42.5°	1600.8	1599.8	1499.8	1396.1	1333.3	1157.8	964.1	878.3	874.6	911.4	901.9
45°	1772.8	1772.6	1691.1	1574.2	1527.8	1340.0	1112.5	994.1	988.6	1003.0	976.6
47.5°	1846.1	1847.5	1806.5	1724.2	1743.7	1586.4	1299.4	1161.9	1153.7	1147.7	1107.5
50°	1789.2	1791.7	1795.1	1779.1	1902.0	1917.6	1550.4	1398.3	1394.3	1367.8	1305.1
52.5°	1602.8	1615.6	1655.3	1706.3	1957.0	2235.5	1943.7	1692.1	1670.6	1642.6	1573.3
55°	1288.7	1302.8	1378.3	1501.8	1875.1	2444.4	2494.9	2071.0	2034.9	1951.1	1851.2
57.5°	852.9	874.8	984.4	1141.6	1637.6	2478.0	3044.9	2596.6	2471.3	2241.7	2129.3
60°	469.9	491.0	609.8	752.2	1182.8	2311.9	3414.6	3280.9	3059.8	2566.5	2466.7
62.5°	289.3	300.8	388.4	520.9	709.3	1824.6	3491.3	4140.9	3885.0	2984.8	2874.4
65°	230.3	235.3	278.1	425.8	508.5	1085.3	3244.0	4796.6	4711.3	3491.3	3239.5
67°	223.6	225.6	245.7	365.6	479.3	665.4	2717.8	4903.3	4989.9	3797.7	3250.8
67.5°	225.0	227.2	246.4	348.9	478.4	611.4	2536.5	4861.3	4970.7	3822.0	3200.4
70°	217.1	223.6	282.2	348.7	455.0	508.1	1519.0	4212.0	4325.9	3551.2	2715.5
72.5°	77.0	77.3	122.0	282.2	494.7	513.7	762.8	3087.7	3172.1	2716.6	1957.8
75°	45.6	38.8	40.6	80.3	472.8	498.7	440.0	1973.0	2004.5	1556.7	991.5
77.5°	31.5	27.5	28.3	35.6	180.1	491.8	349.6	1028.9	995.3	545.9	211.1
80°	18.0	15.9	16.9	31.1	65.5	458.9	329.7	417.3	355.6	92.5	58.3
82.5°	9.5	8.1	9.7	25.6	45.6	286.0	330.3	201.6	159.8	31.4	39.7
85°	3.4	2.8	4.6	17.5	30.5	87.8	306.2	169.5	133.2	15.2	30.3
87.5°	0.5	0.5	1.8	7.1	12.2	26.8	181.2	100.6	67.5	9.2	20.8
90°	0.0	0.0	0.0	0.0	0.0	0.0	0.0	0.0	0.0	0.0	0.0



REPORT NUMBER: P268989

CATALOG NUMBER: GLEON-AF-01-LED-E1-SL2-7027-800-HSS

**CANDELA DISTRIBUTION (continued):**

	90°	95°	105°	115°	125°	135°	145°	155°	165°	175°	180°
0°	799.1	799.1	799.1	799.1	799.1	799.1	799.1	799.1	799.1	799.1	799.1
2.5°	796.5	787.5	775.2	760.2	742.4	726.9	715.2	703.3	700.7	696.5	695.7
5°	791.3	775.6	745.2	710.4	673.2	639.6	612.4	588.0	577.3	567.9	566.9
7.5°	783.5	760.1	708.3	652.0	593.9	541.0	496.3	464.6	435.4	421.5	419.2
10°	774.3	740.8	666.6	588.6	508.4	433.7	367.1	311.4	277.4	257.5	254.8
12.5°	766.0	722.0	624.1	523.0	416.2	316.5	230.9	177.5	142.0	127.6	125.9
15°	761.9	706.7	584.3	455.7	319.7	201.4	126.2	97.6	86.0	82.6	82.5
17.5°	761.6	693.9	545.5	386.1	224.0	117.0	82.3	75.0	72.8	71.9	71.9
20°	761.4	681.6	506.6	314.0	142.2	78.1	68.5	66.7	65.0	64.0	64.0
22.5°	763.6	670.7	466.0	240.6	89.7	63.2	60.2	58.6	56.5	54.9	54.7
25°	766.0	662.2	424.5	171.1	64.9	54.9	52.0	49.6	46.7	44.8	44.6
27.5°	766.3	651.6	380.3	114.5	54.3	48.0	44.1	40.6	37.2	35.4	35.0
30°	760.1	633.8	330.9	77.3	48.0	41.6	36.7	32.8	29.6	28.0	28.0
32.5°	747.6	611.8	276.9	58.3	42.7	35.8	30.3	26.6	24.6	23.9	23.6
35°	736.4	588.2	221.3	49.4	38.3	30.3	24.8	22.4	21.1	20.9	20.8
37.5°	729.9	569.2	169.2	44.8	34.0	25.3	20.9	19.3	18.7	18.1	18.3
40°	735.0	553.4	125.0	41.1	29.9	21.1	17.7	16.9	16.3	16.1	16.1
42.5°	757.1	550.7	92.7	37.5	25.8	17.5	15.5	14.8	14.4	14.2	14.4
45°	815.4	567.5	72.0	34.5	21.7	14.8	13.1	12.8	12.7	12.7	12.7
47.5°	903.2	602.4	60.0	30.8	18.1	12.7	11.4	11.1	11.0	11.1	11.1
50°	1051.7	666.3	53.7	27.3	15.0	10.8	9.7	9.7	9.7	9.7	9.9
52.5°	1277.7	791.8	49.4	23.6	12.2	9.2	8.3	8.3	8.4	8.4	8.7
55°	1529.4	958.3	45.6	20.1	10.4	7.6	6.7	6.9	7.1	7.4	7.4
57.5°	1802.4	1142.9	42.5	16.4	8.9	6.1	5.7	5.8	6.1	6.6	6.6
60°	2131.9	1342.5	37.8	12.8	7.4	4.9	4.4	4.9	5.5	5.8	6.1
62.5°	2493.9	1535.7	31.9	10.2	6.1	3.9	3.7	4.4	5.3	5.7	5.8
65°	2741.1	1596.4	24.6	8.3	4.6	2.8	3.0	4.0	5.1	5.7	5.7
67°	2640.8	1447.3	20.1	6.9	3.9	2.2	2.8	4.0	5.1	5.5	5.7
67.5°	2571.4	1389.0	19.3	6.7	3.7	2.2	2.8	4.0	5.1	5.7	5.7
70°	2092.2	1043.6	16.1	5.1	3.0	1.8	2.3	3.9	4.9	5.5	5.5
72.5°	1453.6	643.4	14.4	3.7	2.5	1.6	2.2	3.7	4.6	5.3	5.5
75°	691.2	232.9	12.2	2.8	2.3	1.4	1.8	3.7	4.6	5.3	5.3
77.5°	140.9	54.1	9.9	2.3	1.8	1.4	1.6	3.4	4.4	5.1	5.1
80°	46.4	20.9	7.4	2.2	1.8	1.4	1.6	3.1	4.4	4.9	5.1
82.5°	33.3	10.6	4.9	2.2	1.8	1.4	1.4	3.1	4.2	4.9	4.9
85°	25.6	7.4	3.1	2.2	1.8	1.4	1.4	3.0	4.0	4.6	4.6
87.5°	16.9	3.0	2.5	2.2	1.8	1.4	1.4	3.0	3.9	4.4	4.6
90°	0.0	0.0	0.0	0.0	0.0	0.0	0.0	0.0	0.0	0.0	0.0

(END OF REPORT)